

Overview

- Higher energy density
- High voltage
- Light weight
- Multiple safety features
- Long cycle life

Applications

- Computers
- Communication devices
- Audio/visual devices
- Industrial peripherals



Cylindrical Cells (Graphite Type)

Model	Capacity (mAh)	Dimensions (mm)		Weight (g)
		Diameter	Height	
LGR17500	740	17.0	50.0	27
LGR17670*	1100	17.0	67.0	38
LGR18650	1350	18.3	65.0	44

Prismatic Cells (Graphite Type)

Model	Capacity (mAh)	Dimensions (mm)			Weight (g)
		Thickness	Width	Height	
LGQ633048	500	6.3	30.0	48.0	23.5
LGQ863448	950	8.6	34.0	48.0	40
LGP143448*	1600	14.5	34.0	48.0	65

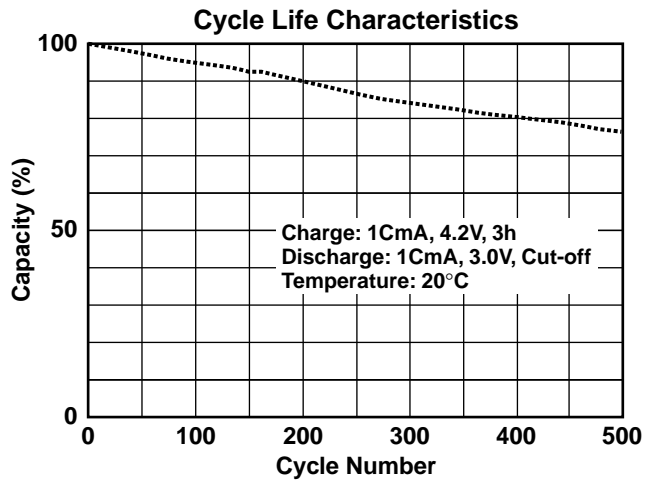
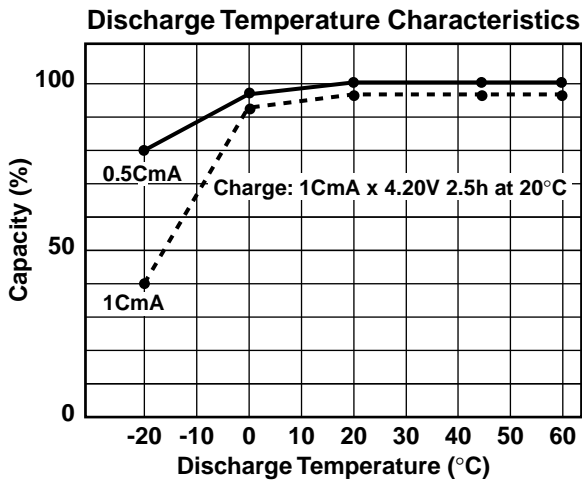
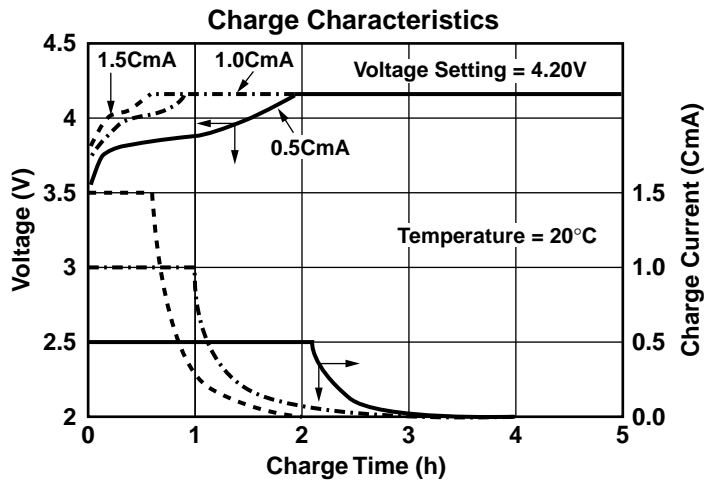
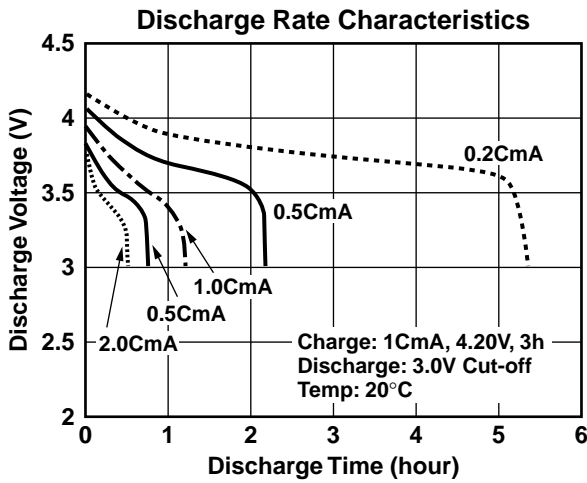
Prismatic Cells (Coke Type)

Model	Capacity (mAh)	Dimensions (mm)			Weight (g)
		Thickness	Width	Height	
LSQ863448	820	8.6	34.0	48.0	40
LSP143448	1300	14.5	34.0	48.0	65

Notes:

1. * — Models are under development.
2. Cell dimensions stated are typical value.
3. Capacity is amount of rated value at 0.2 CmA discharge.

Characteristics of Li-Ion Cells (Graphite Type)



www.toshiba.com/taec

1. This technical data may be controlled under U.S. Export Administration Regulations and may be subject to the approval of the U.S. Department of Commerce prior to export. Any export or re-export, directly or indirectly, in contravention of the U.S. Export Administration Regulations is strictly prohibited.
2. The information in this document has been carefully checked and is believed to be reliable; however, no responsibility can be assumed for inaccuracies that may not have been caught. All information in this document is subject to change without prior notice. Furthermore, Toshiba cannot assume responsibility for the use of any license under the patent rights of Toshiba or any third parties.

TOSHIBA AMERICA ELECTRONIC COMPONENTS, INC.
DEERFIELD TEL: (847) 945-1500 RALEIGH TEL: (919) 859-2800

TOSHIBA